



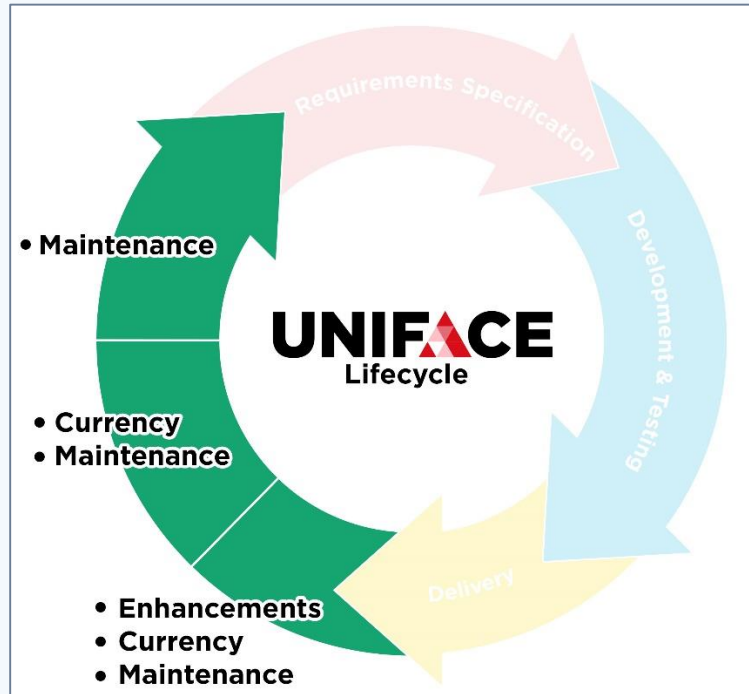
PRODUCT ROADMAP



MICHAEL TAYLOR

PRODUCT MANAGER

9.7 - End Of Support



9.7.04 - August 2017

Cloud deployment

CentOS Linux support

Oracle 12.2 support

9.7.05 - August 2018

Security

Patch naming

9.7 is in maintenance mode

EOS - 31 December 2020

Initiatives

- Supporting Uniface 10 Community
- Web Development
- IDE – Feedback
- Cloud Support
- Security
- Currency
- Product quality

Supporting Uniface 10 Community



Community edition



E-Learning

Community Edition

- Replace Distributed License Manager
 - Perpetual license ✓
 - Return license ⚙️
- Simplified installation ✓
- Upgrading ✓
- Improve installation experience & patching ✓
- Branding ⚙️
- Request from uniface.com ⚙️
- New user experience
- WEB application harness
- Limit scalability



UNIFACE 10

Community Edition

FOR SECURITY REASONS WE WANT YOU TO REGISTER AT UNIFACE TO GET ACCESS

Who are you?

STEP 1/2

Name *

Email *

NEXT: CONTACT INFORMATION ▶

Get started in three steps.



1. REGISTER AT UNIFACE

Complete the form and start your free full version of the Uniface Community Edition now.



2. INSTALL THE IDE

One minute to install, no dependencies. This is where you'll develop apps at lightning speed.



3. BUILD AND PLAY AROUND FOR FREE

Start building your first application with the free full version of Uniface in no-time.

UNIFACE 10

Community Edition

READY TO GET STARTED?

1. YOUR LICENSE KEY HAS BEEN SENT BY EMAIL

2. DOWNLOAD THE UNIFACE COMMUNITY EDITION

Uniface Community Edition (IDE)
Uniface 10.4.1 Software package.dmg
245MB



3. GET A HEAD START FOLLOWING THIS TUTORIAL



Lorem ipsum dolor sit amet, consectetur adipiscing. [Go to the starting guide](#)

Get started in three steps.



1. REGISTER AT UNIFACE

Lorem ipsum dolor sit amet, consectetur adipiscing elit dolore magna aliqua.



2. INSTAL THE IDE

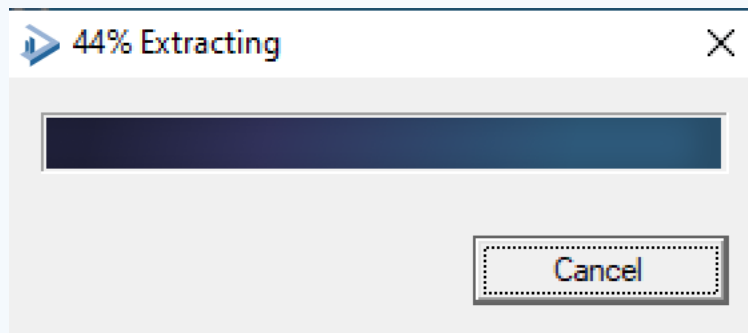
Lorem ipsum dolor sit amet, consectetur adipiscing elit dolore magna aliqua.



3. BUILD AND PLAY AROUND FOR FREE

Lorem ipsum dolor sit amet, consectetur adipiscing elit dolore magna aliqua.

The free edition is lorem ipsum dolor sit amet, consectetur adipiscing elit, sed do eiusmod tempor incididunt ut labore et dolore magna aliqua.



USAGE AGREEMENT



UNIFACE 10
Community Edition

END-USER LICENSE AGREEMENT

This End-User License Agreement ("**Agreement**") is a legal contract between you, an end-user, ("**Licensee**") and Uniface B.V., with its registered address at Hoogoorddreef 60, 1101 BE Amsterdam, the Netherlands ("**Licensor**") in respect of the Software (as defined below).

By clicking on the "I ACCEPT" button or by downloading, installing, accessing and/or otherwise using the Software, Licensee accepts and agrees to be bound by the terms and conditions under this Agreement and represents that it is authorized to enter into this Agreement.

Licensor may in its sole discretion amend, supplement or replace this Agreement. If Licensee continues to use the Software after the

☐ I accept the terms of the license agreement

Print

☒ I do not accept the terms of the license agreement

< Back

Next >

Cancel

UNIFACE 10

Community Edition



LOADING...

These materials contain confidential information and trade secrets of Uniface B.V. You shall maintain the materials as confidential and shall not disclose its contents to any third party except as may be required by law or regulation. Use, disclosure, or reproduction is prohibited without prior express permission of Uniface B.V.

All Uniface products listed within the materials are trademarks of Uniface B.V. All other company or product names are trademarks of their respective owners.

Copyright © 2020 Uniface B.V. All rights reserved

License Activation

 If you need any support please go to uniface.com/

UNIFACE 10 Community Edition



To activate your license and start Uniface, please enter your Entitlement ID, then click the *[Activate and Continue]* button.

We recommend that you copy and paste the Entitlement ID from the email that you received when you registered to download Uniface.

Entitlement ID:

Activation will take several seconds to complete.

If activation fails, please double-check the data that you entered, and make sure that your [proxy settings](#) are correct.

Activate and Continue

License Certificate

Dear Michael Taylor,

Congratulations!

Your download link for the Uniface Community edition development environment is available.

[DOWNLOAD UNIFACE 10 COMMUNITY EDITION ►](#)

An entitlement has been created/modified for you with the following details:

Entitlement ID: e60b7181-05f1-469c-b031-a49b3298254d

[List of Products/Suites](#)

UNIFACE 10

Community Edition



CREATE PROJECT



IMPORT XML



EXPORT



EDIT SQL



Recent project

[ObjectName V04](#)

[ObjectName V03](#)

[ObjectName A](#)

Community questions.

2 ANSWERS | IAIN SHARP | JAN 29, 2020

IIS isapi_redirect woes.

2 ANSWERS | ROBERT COOPER | JAN 21, 2020

How can I configure Tomcat to use basic authentication for a web service

5 ANSWERS | INGO STILLER | JAN 16, 2020

Check and replace unicode characters

5 ANSWERS | INGO STILLER | JAN 16, 2020

Check and replace unicode characters



Developer resources

DOCUMENTATION ▶

WHAT'S NEW IN UNIFACE 10 ▶

WHAT'S NEW IN PATCH 10.3 ▶

WHAT'S NEW PER VERSION ▶

MIGRATION FROM UNIFACE 9 ▶

TUTORIALS ▶

E-LEARNING ▶

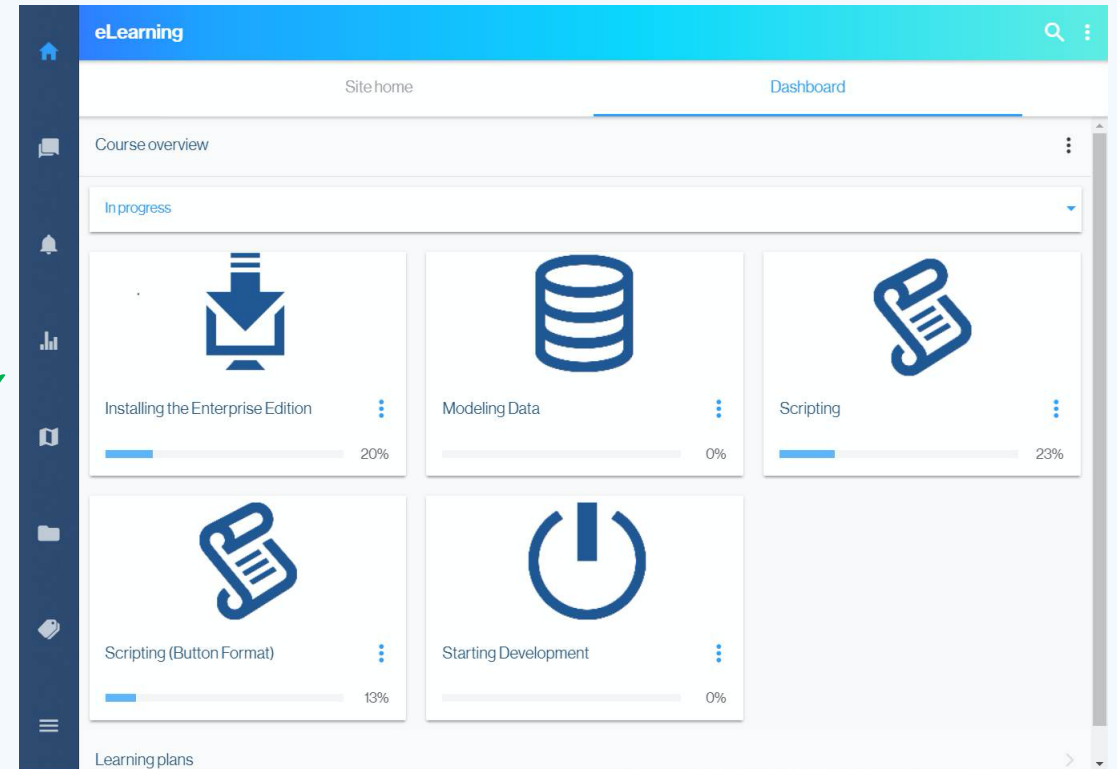
SAMPLES ▶



GO TO OUR COMMUNITY PORTAL ▶

E-Learning

- Create and brand E-Learning infrastructure ✓
- Concept Modules ✓
- Help tutorials modules ✓
- Create core learning modules ✓
- Enable self-registration by prospective students ✓
- Create web development learning modules ⚙️
- Create desktop development learning modules
- Create mobile development learning modules
- Create environment management learning modules
- Create certification paths



IDE - Feedback

- Navigate to code container ✓
- Regular expression find/replace ✓
- Smart Suggestions ✓
- Fast Form/Load Fields ⚙️
- Code editor
 - Functionality
 - productivity enhancements



Web Development

- Flexible date and time entry with NLS ✓
- NLS number entry and formatting ✓
- Server vs client formatting ✓
- Client-side triggers for server-side errors ✓
- Consistent error handling ⚙️
- Centralized code
 - Pre/PostRequest (Startup Shell)
 - Pre/PostActivate (Component)
 - Re-use client-side triggers



Cloud

- AWS/Azure Linux based machines ✓
- AWS/Azure Windows-based machines ✓
- Docker support
- Uniface Docker containers in public repositories



Security



- Transport Layer Security (TLS)
 - Client-Server ✓
 - Web (WRD) ✓
 - PostMessage ✓
 - Urouter Monitor ✓
 - Debugger ✓
 - LDAP ✓
 - UPOPMAIL (TLS & Authentication) ⚙️
- Memory Management ⚙️
 - \$password ✓

Currency

OpenJDK 8/11 ✓
Windows server 2019 ✓
iSeries (AS/400) 7.3 ✓
PostgreSQL v10 & v11 ✓
Oracle 18c ✓
Informix CSDK 4.1 on AIX 7.1 ✓
Oracle 19c ✓
RedHat Linux 8 ✓
Sybase 16 on SUSE Linux 12 ✓
Oracle 19c on AIX 7.1 ✓
Support AZURE SQL managed instance ✓
MSS2014 on CentOS and RedHat ✓
Oracle 18c/19c on Solaris 11.3 ✓
SQL Server 2019 on Windows ✓



Currency

SQL Server 2019 on Linux ✓

Sybase ASE 16 on Windows Server 2016 ✓

CentOS 8.0 ✓

MySQL 8.0 on Windows ✓

PostgreSQL 12 on Windows ✓

CEF (HTML widget) ⚙️

IBM AIX 7.2 with Oracle 19c ⚙️

Informix CSDK 4.5 on Windows 2016

Informix CSDK 4.5 on AIX 7.2


Sybase ASE 16 on RedHat 8 ⚙️

MySQL 8.0 on Linux

AS400 i7.4

Solaris 11.4

Oracle 19c on Solaris



Uniface Anywhere V6

- Zero-Install HTML 5 client
- Windows Compatibility Assurance
- Support added for
 - Windows Server 2019 (Server)
 - Chromebook
 - Mac
 - Ubuntu



Product quality

- Build/Test times
 - Testing in the Cloud ⚙️
 - Test isolation / Parallel testing ✓
 - Kubernetes ✓
 - Scalable builds ✓
- Ranorex Upgrade ✓
- Regular patch releases ✓
- Retire v9 code line ⚙️
- Build in the cloud ⚙️
 - 4GL – IDE and other utilities ⚙️
 - 3GL – Kernel and drivers



Uniface 10.4 – March 2021

- 64 Bit Development environment
- Update license manager
- Patch installer
- OpenJDK 11
- Tomcat 9
- Work Area Support

March 2021							Amsterdam, Netherlands			Today	Tomorrow	Wednesday
										16°C/10°C	15°C/8°C	18°C/13°C
Monday	Tuesday	Wednesday	Thursday	Friday	Saturday	Sunday						
1	2	3	4	5	6	7						
8	9	10	11	12	13	14						
15	16	17	18	19	20	21						
22	23	24	25	26	27	28						
29	30	31	1	2	3	4						

Questions?

UNIF▲CE

Thank you.