

Goochelen met GUI

Theo Neeskens

Face to Face
26 mei 2011

Agenda

Samples:

- Sort Direction
- Glyphbrowser
- Accordeon (Harmonica)
- Glassy buttons
- Fancy Menu

En als er nog tijd is:

- Facebook integratie
- Compilemaster

Sort Direction



Grid

	Last Compilation▲	Component Name	Description
1	23-may-11 10:49:19	UDSPDEF	
2	23-may-11 10:49:19	UESVDEF	
3	23-may-11 10:49:19	UFRMDEF	
4	23-may-11 10:49:19	UFRMDEFBUTTONS	
5	23-may-11 10:49:19	URPTDEF	
6	23-may-11 10:49:19	USSVDEF	
7	23-may-11 10:49:19	USVCDEF	

Multi Occurrence

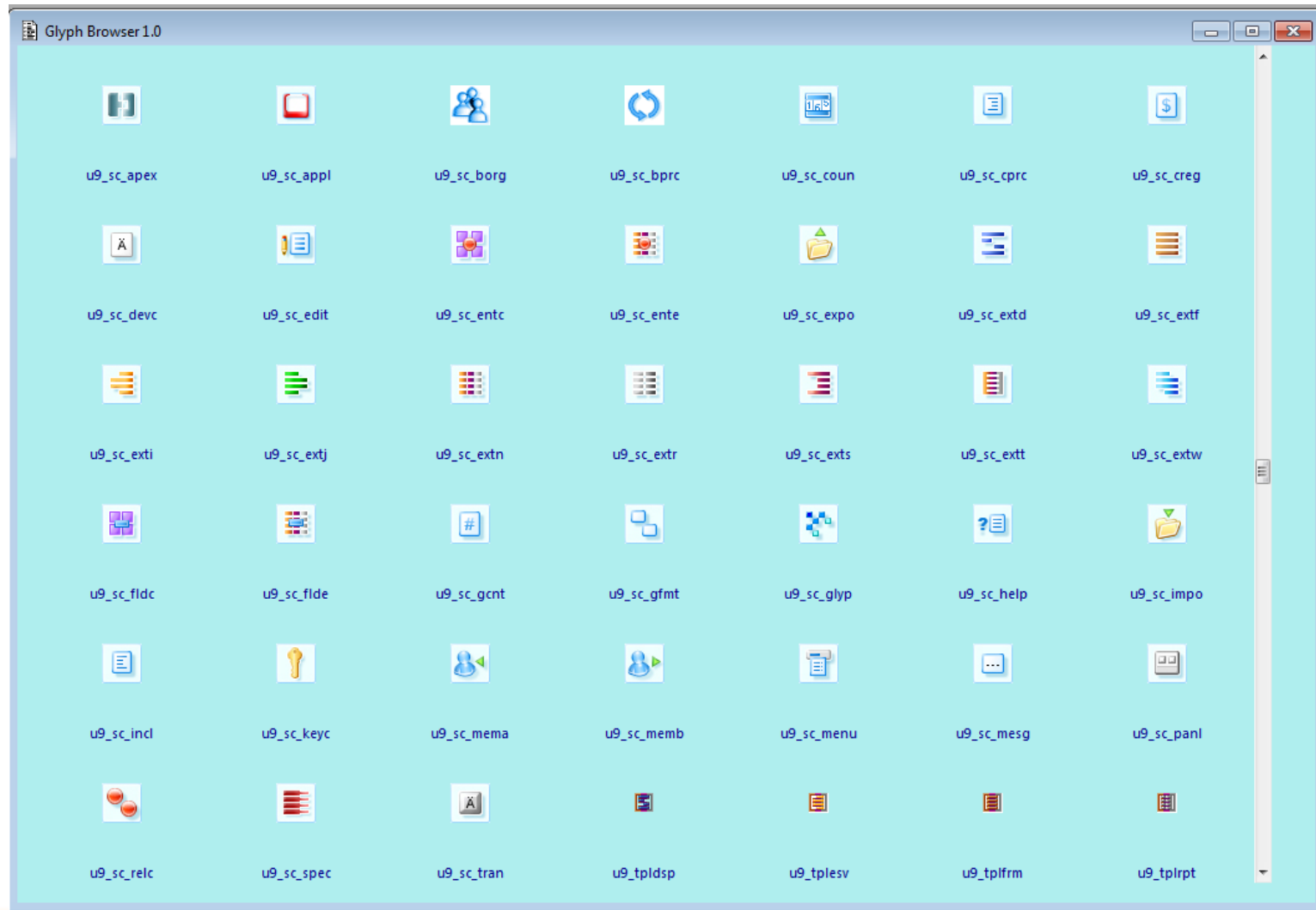
Last Modification	Model	Entity Name▼
16-sep-08 13:57:28	DICT	UXREGS
16-sep-08 13:57:28	DICT	UXGROUP
16-sep-08 13:57:28	DICT	UXFIELD
16-sep-08 13:57:28	DICT	UXCROSS
11-may-06 14:29:45	SYSENV	UUSRPRF
16-sep-08 13:57:28	DICT	UTPLFRM
16-sep-08 13:57:28	DICT	UTPLFLD
11-may-06 14:29:45	SYSENV	USYSPRF
07-aug-08 15:32:31	U	USUPERTYPEDEF
16-sep-08 13:57:28	DICT	USUBS
11-may-06 14:29:45	SYSENV	USUBJ
16-sep-08 13:57:28	DICT	USTMP
11-may-06 14:29:21	STATE	USTATE



Sort Direction

- De truc:
Je kunt geen plaatjes in de headers zetten, maar je kunt wel speciale tekens vanuit bijv. MS Word copy – pasten.
- Het werk:
Code schrijven om bij te houden welke kolom in welke richting gesorteerd is etc.

Glyphbrowser





Glyphbrowser

- De truc:
 - De DOL vinden en de glyphs lezen:
 - `vList = $dirlist("usys:usys.dol:gly")`
- Het werk:
 - Er een programmaatje omheen bouwen

Accordeon



Customer

Code

Name

Adress+

Finance-

Account

Bank

Manager-

Name

Title

Customer

Code

Name

Adress-

Street

Number

ZIP Code

City

Finance-

Account

Bank

Manager+



Accordeon

- De truc:
 - \$paintedfieldproperties
- Het werk:
 - Veel code
 - (Labels gaan niet automatisch mee)

Glassy Buttons



DEMOGLASSY

Grid and Glassy Buttons

Last Compilation	Component Name	Description
23-may-11 10:49:20	COMPILEMASTER	compile global
23-may-11 10:49:20	DEMOCHART	
23-may-11 10:49:20	DEMOCURR	
25-may-11 13:35:26	DEMOGLASSY	
23-may-11 10:49:20	DEMOMAP1	
23-may-11 10:49:20	DEMOPURE	
23-may-11 10:49:20	DEMOSHOP	
23-may-11 10:49:20	FACEAPI	
23-may-11 10:49:20	FACEAUTH20	
23-may-11 10:49:20	GLYPHBROWSER	
23-may-11 10:49:20	GLYPHBROWSER2	
23-may-11 10:49:20	HARMONICA	
23-may-11 10:49:20	HARMONICAMNU	
25-may-11 12:57:06	SAMPLESINDEX	
23-may-11 10:49:20	SORTDIR	
23-may-11 10:49:19	UDSPDEF	
23-may-11 10:49:19	UESVDEF	

Ok Cancel

Ok Cancel



Glassy Buttons

- De truc:
 - Website om plaatjes van buttons te genereren.
 - Map widget
- Het werk:
 - Niet veel per button
 - Maar het telt flink op als je heel veel buttons wilt doen.

Fancy Menu

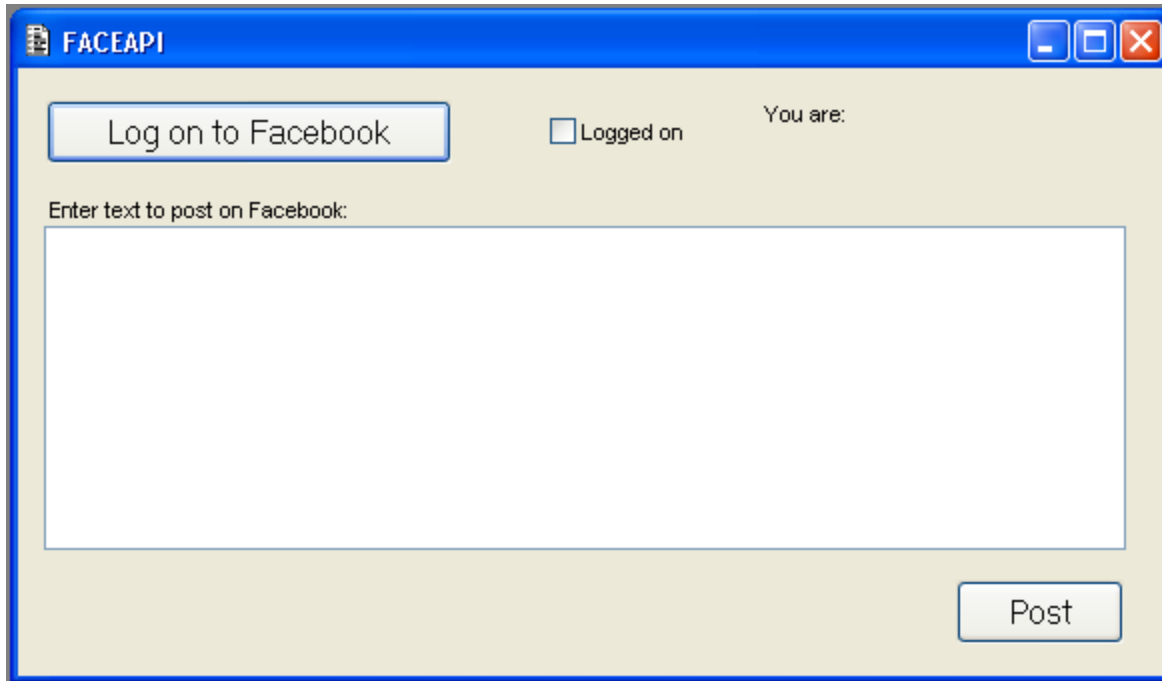




Fancy Menu

- De truc:
 - Combinatie van Harmonica en Glassy Buttons
- Het werk:
 - Niet veel per button
 - Maar het telt flink op als je heel veel buttons wilt doen.

Facebook



A screenshot of a web application window titled "FACEAPI". The window has a blue title bar with standard Windows window controls (minimize, maximize, close). The main content area is light beige and contains the following elements:

- A button labeled "Log on to Facebook" in the top left.
- A checkbox labeled "Logged on" in the top center.
- The text "You are:" in the top right.
- A large text input field with the placeholder text "Enter text to post on Facebook:".
- A "Post" button in the bottom right corner.

Facebook



FACEAUTH20

facebook

[Sign Up](#) Facebook helps you connect and share with the people in your life.

Facebook Login

Log in to use your Facebook account with UniSocial.

Email address:

Password:

[Keep me logged in](#)

[Log In](#) or [Sign up for Facebook](#)

[Forgotten your password?](#)

[Nederlands](#) [English \(UK\)](#) [Frisian](#) [English \(US\)](#) [Español](#) [Português \(Brasil\)](#) [Français \(France\)](#) [Deutsch](#) [Italiano](#) [العربية](#) »

Facebook © 2011 [Mobile](#) [Find friends](#) [Badges](#) [People](#) [Pages](#) [About](#) [Advertising](#) [Create a Page](#) [Developers](#) [Careers](#) [Privacy](#) [Terms](#) [Help](#)

Facebook


A screenshot of a Facebook browser window showing a permission request dialog box. The window title is 'FACEOAUTH20'. The Facebook navigation bar is visible at the top, including the search bar and links for Home, Profile, Find Friends, and Account. The dialog box is titled 'Request for Permission' and contains the following text: 'UniSocial is requesting permission to do the following:'. Below this, there is a section for 'Post to my Wall' with a pencil icon, stating 'UniSocial may post status messages, notes, photos, and videos to my Wall'. An arrow points to the 'uniface UniSocial' logo. At the bottom of the dialog, it says 'By proceeding, you agree to the UniSocial Terms of Service and Privacy Policy · Report App'. The user is logged in as 'Theo Neeskens (Not You?)'. There are two buttons: 'Allow' and 'Don't Allow'. At the bottom of the page, there is a footer with 'Facebook © 2011 · English (US)' and a list of links: 'About · Advertising · Create a Page · Developers · Careers · Privacy · Terms · Help'. A chat notification in the bottom right corner says 'Chat (4)'.


FACEOAUTH20

facebook Search Home Profile Find Friends Account

Request for Permission

UniSocial is requesting permission to do the following:

 **Post to my Wall**
UniSocial may post status messages, notes, photos, and videos to my Wall



By proceeding, you agree to the UniSocial Terms of Service and Privacy Policy · Report App

Logged in as Theo Neeskens (Not You?) **Allow** Don't Allow

Facebook © 2011 · English (US) About · Advertising · Create a Page · Developers · Careers · Privacy · Terms · Help

Chat (4)

Facebook



Request for Permission

UniSocial is requesting permission to do the following:



Post to my Wall

UniSocial may post status messages, notes, photos, and videos to my Wall



uniface™
UniSocial

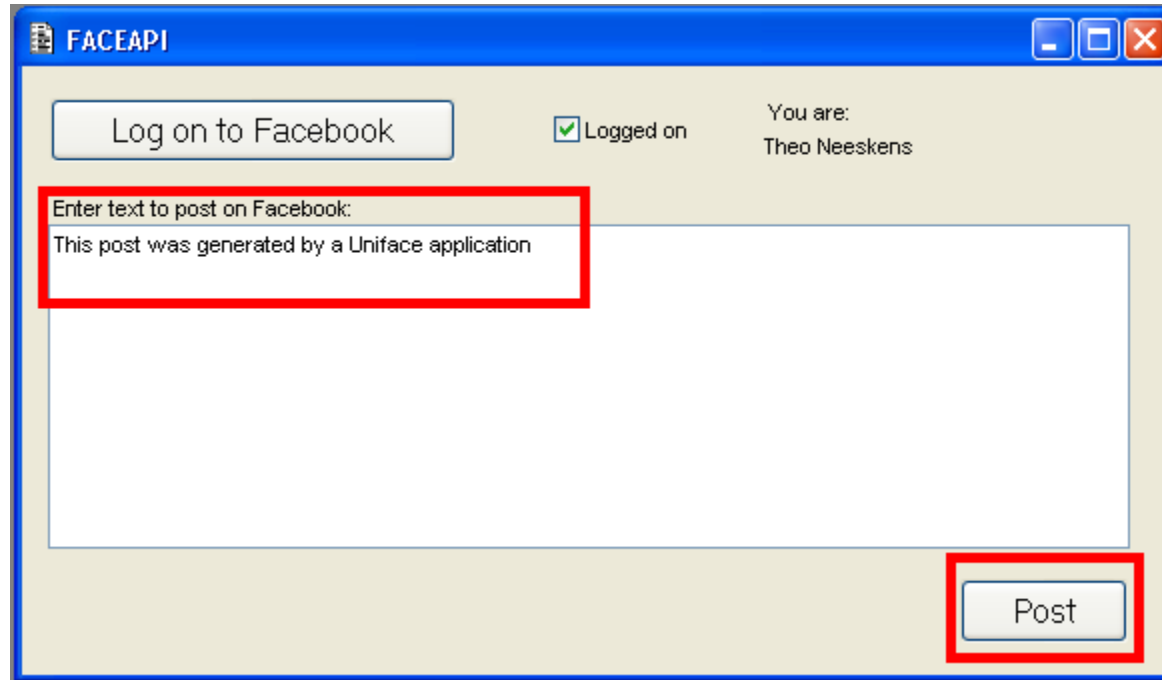
By proceeding, you agree to the [UniSocial Terms of Service](#) and [Privacy Policy](#) · [Report App](#)

Logged in as Theo Neeskens (Not You?)

Allow

Don't Allow

Facebook



The screenshot shows a window titled "FACEAPI" with a blue title bar. Inside the window, there is a "Log on to Facebook" button on the left. To its right, there is a checked checkbox labeled "Logged on" and the text "You are: Theo Neeskens". Below the login button, there is a text input field with a red border containing the text "Enter text to post on Facebook:" and "This post was generated by a Uniface application". At the bottom right of the window, there is a "Post" button, also highlighted with a red border.

Facebook



The screenshot shows a Facebook News Feed interface. On the left is a navigation sidebar with options like News Feed, Messages, Events, Friends, Create Group..., Groups, and NetworkedBlogs. The main content area displays a search bar at the top, followed by a 'News Feed' header with sorting options 'Top News' and 'Most Recent'. Below this is a text input field for a status update. The feed contains several posts: a news article from 'PolitieNieuws.tv' about a missing student in Maastricht, a friend status update from 'Xtreme-Gap Adrenaline-travel' and 'Sam Zubaidi', and a post from 'Theo Neeskens' which is highlighted with a red double-bordered box. The highlighted post contains the text 'This post was generated by a Uniface application.' and is timestamped '3 minutes ago via UniSocial'. Other posts include a friend status update from 'Onno'.



Facebook

- De truc
 - App registreren bij Facebook
 - Oauth 2.0 protocol
- Het werk
 - Trail & Error wegens slechte documentatie

Compilemaster



CompileMaster

Component Type: <all>
Application Model:
Component: .*
Entity: .*

Read Compile New Quit

V	Type	Component	Description	Entity	Date Compiled	Component modified	Last entity mod	Last table mod	Last field mod
<input type="checkbox"/>									



Compilemaster

- De truc
 - Juiste selectie van te compileren objecten
 - \$ude
- Het werk
 - Juiste selectie van te compileren objecten
 - Include procs toevoegen?

Alles te downloaden op:
<http://theunifaceuniverse.blogspot.com>

uniface™
uniface.com