





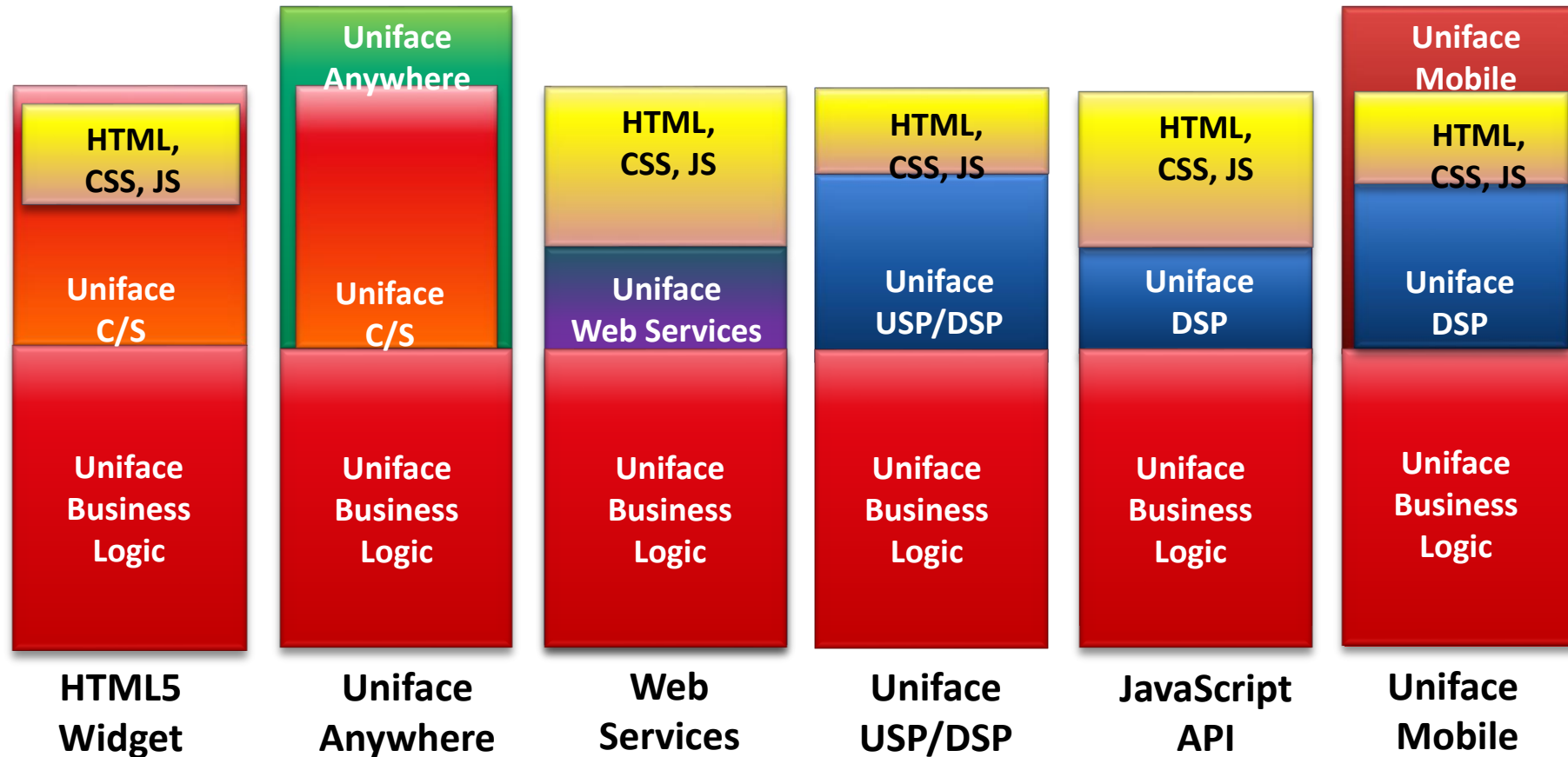
UNIFACE 10.3













CASUS & ERVARINGEN

MULTITIER



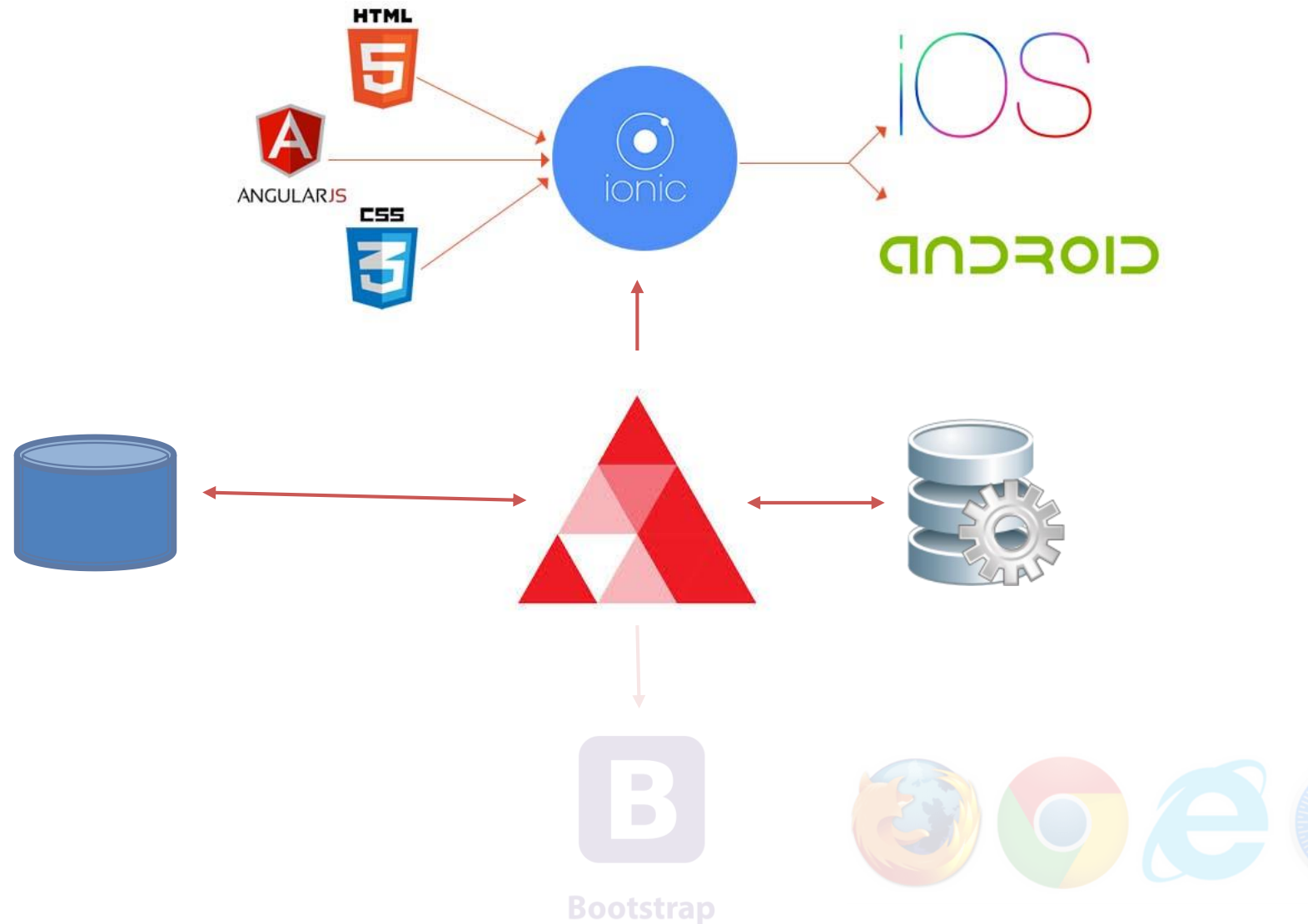
UNIFACE APPROACHES





EVENTS



The screenshot shows an 'Events Explorer' app interface. At the top, there is a search bar with a magnifying glass icon and the text 'Events Explorer'. Below the search bar is a graphic with the text 'FACE TO FACE'. The main content area displays the event details for 'Nov F2F najaar 2018' on '21' (November 21st), which is the 'Face2Face najaarsconferentie 2018'. The event is categorized as 'Ontvangst' (Reception) and 'Opening' (Opening). The 'Ontvangst' section includes details: 'Ontvangst met koffie' (Reception with coffee), '09:00 - 09:30 (30 minuten)' (09:00 - 09:30 (30 minutes)), 'Paul Koldijk' (Paul Koldijk), and 'presentatie zaal' (presentation hall). The 'Opening' section includes details: 'Opening door dagvoorzitter' (Opening by the day chair), '09:30 - 09:35 (5 minuten)' (09:30 - 09:35 (5 minutes)), and 'Paul Koldijk' (Paul Koldijk). At the bottom, there is a navigation bar with icons for 'Evenementen' (Events), 'Favorieten' (Favorites), 'Sponsors', and 'Mijn account' (My account).

CORSA OF TESLA



INTEGRATED FORM PAINTER

on Framework

cpt: EVO_WSH_ENT

TPAGE x EVO_WSH_ENT x TEST x ADDRESS.TEST x CUSTOMER.TEST x ORDERLIST.TEST x

Frames Write Script

s Model

JPALETTE_FRM

e Name

ties

npty non-dbms

rid

a entry

litbox (Single-line String)

litbox (Multi-line String)

ssword (String)

ch Editbox (RTF)

heckbox (Boolean)

ombobox (Text)

ropdownlist (Valrep)

stbox (Valrep)

adio Button (Valrep)

in Button (Numeric)

ider (Numeric)

onth Calendar (Date)

olor List (Web colors)

olor List (System colors)

olor Box

a display

ABEL

atic Text

sw Html

cture (dbms)

cture (file)

Name

EVO_WSH_ENT

SUPERTYPE.NOMODEL

BTN_REFRESH

ENTITYNAME.SUPERTYPE

ENTITYNAME

SUBTYPES.SUPERTYPE

SUBTYPES

MODELNAME.SUPERTYPE

MODELNAME

LASTMODDATE.SUPERTYPE

LASTMODDATE

DESCRIPTION.SUPERTYPE

DESCRIPTION

STATIC_TEXT_1

SELECT

SELECT.SUPERTYPE

BTN_COMPILE_SELECT

SELECT.COMPONENTS

COMPONENTNAME.COMPO...

COMPONENTTYPE.COMPON...

DESCRIPTION.COMPONENTS


SUBTYPES.COMPONENTS

COMPONENTS.NONDB

SELECT

BTN_OPEN_COMP

BTN_COMPILE_COMP

	Entityname	ENTITYNAME	Subtypes	SUBTYPES
	Namespace	MODELNAME	Last modification	LASTMODDATE
	Description	DESCRIPTION		

COMPONENTS							
<input type="checkbox"/>	(de)select all	Compile selection					
Select		Componentname	Componenttype	Description	Subtypes		
<input type="checkbox"/>	Open	Compile	COMPIL	COMPONENTNAME	COMPONENTTYPE	DESCRIP	SUBTYPES

RELATIONSHIPS	
	Open relationship
One entity	U GLAB
One model	U VLAB
Many entity	U RGLAB
Many model	U RVLAB
Description	UDESCR

Obj

Prop

▼ Obj

Name

Type

Locat

Descr

▼ Confi

Inher

Inher

▼ Data

Data

Min.

Max.

Data

▼ Prese

FRM

FRM

Pop-

Borde

X-Pos

Y-Pos

X-size

Y-size

Hor. f

Vert.

Scroll

Borde

Index

CONSISTENTIE IDE

Algemeen
Grens: Repository

Specifiek
Grens: Object

The screenshot shows the Evolution Framework IDE interface. At the top, there's a 'BROWSE' bar with 'ent: ADDRESS.TEST' selected. Below it are several tabs for different entities: 'STARTPAGE', 'EVO_WSH_ENT', 'TEST', 'ADDRESS.TEST', 'CUSTOMER.TEST', and 'ORDER_LINE.TEST'. The main workspace is divided into three panes:

- Left Pane (Templates):** Lists various field types like 'String field (Static)', 'String field (Fixed length)', 'Numeric field', etc.
- Center Pane (Entity Table):** Displays a table of entities and fields.
- Right Pane (Property Editor):** Shows the properties of the selected entity, such as 'Name', 'Type', 'Location', 'Description', etc.

Name	Inherits	Type	Description	Database Behavior	Database Access	Database Path	Database Interface
ADDRESS.TEST	F (False)	Entity	Address table	Y (In Database)	D (Via DBMS path)	DEF (DEFAULT)	
INVOICE_ADDRESS.TEST	T (True)	Entity	Invoice address subtype	Y (In Database)	D (Via DBMS path)	DEF (DEFAULT)	
POSTAL_ADDRESS.TEST	T (True)	Entity	Postal address subtype	Y (In Database)	D (Via DBMS path)	DEF (DEFAULT)	
VISIT_ADDRESS.TEST	T (True)	Entity	Visis address subtype	Y (In Database)	D (Via DBMS path)	DEF (DEFAULT)	

Name	Inherits	Type	Description	Is External
ID	F (False)	Field	Key field	T (True)
FIELD	F (False)	Field	In-database field	T (True)

Editor

- Project
- Component
- Entity
- Applicationshell
- Etc etc etc

USER DEFINED WORKSHEETS

Van Uniface

Van mij

Name	Inherits	Type	Description	Database Behavior	Database Access	Database Path	Database Interface
ADDRESS.TEST	F (False)	Entity	Address table	Y (In Database)	D (Via DBMS path)	DEF (DEFAULT)	
INVOICE_ADDRESS.TEST	T (True)	Entity	Invoice address subtype	Y (In Database)	D (Via DBMS path)	DEF (DEFAULT)	
POSTAL_ADDRESS.TEST	T (True)	Entity	Postal address subtype	Y (In Database)	D (Via DBMS path)	DEF (DEFAULT)	
VISIT_ADDRESS.TEST	T (True)	Entity	Visis address subtype	Y (In Database)	D (Via DBMS path)	DEF (DEFAULT)	

Name	Inherits	Type	Description	is external	data type	Database Interface
ID	F (False)	Field	Key field	T (True)		
FIELD	F (False)	Field	In-database field	T (True)	S (string)	G40

Worksheets

- Define frame
- Write script
- Define structure
- Define relationship
- Define project
- Etc etc etc

Editor

- Project
- Component
- Entity
- Applicationshell
- Etc etc etc

NAVIGATIE NAAR EDITORS

```
; navigate to relationship  
vs_ubar_url = $concat("ent:", vs_entname_many, " worksheet=relationships")  
activate "IDE_API_1".navigateTo(vs_ubar_url, vb_forceRefresh)
```

PROC SCRIPT

The screenshot displays the SAP IDE interface. At the top, a search bar contains the text "ent:CUSTOMER.TEST worksheet=relationships". Below it, a tabbed window shows several open worksheets: STARTPAGE, EVO_WSH_ENT, TEST, ADDRESS.TEST, CUSTOMER.TEST, and ORDER_LINE.TEST. The "Define Relationships" tab is active, showing a diagram with a relationship between "INVOICE_ADDRESS.TEST" and another entity. The "U-bar" is visible above the diagram.

At the bottom, the "Messages" window shows the compiler output. The error message is highlighted in red and is clickable:

```
Phase 5: Background text  
Phase 6: Component variables  
Phase 7: Procs compilation  
(3\DETAIL) 1 if ($procerror = 0  
(3\DETAIL) error: 1000 - Syntax error (Parentheses unbalanced or not allowed)  
error: 1112 - Total ProcScript compile errors: 1.  
phase completed with error-code -1  
1114 - ***** NO NEW COMPONENT CREATED *****  
Compile done: [info 0, warnings 1, errors 1]
```

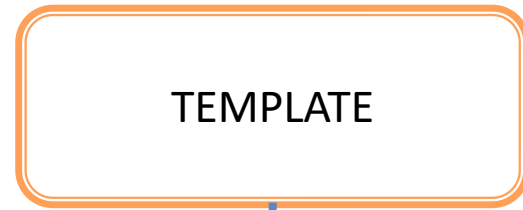
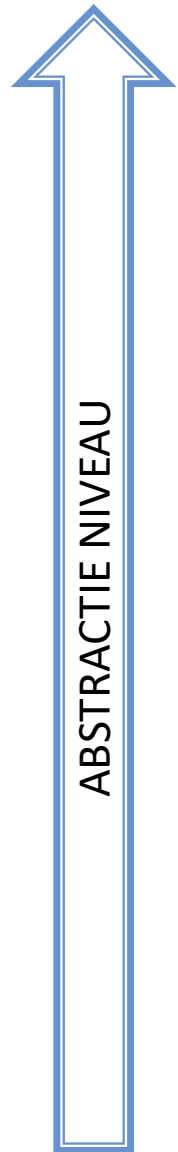
A tooltip is visible over the error message, containing the navigation path: "Navigate to cpt:DEMO_WORKSHEET/ent:INFO.NOMODEL/flid:OBJECTNAME/prop:USCRIPT/ps".

Clickable errors

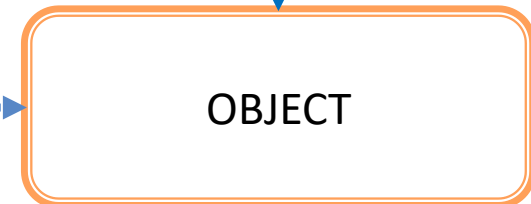
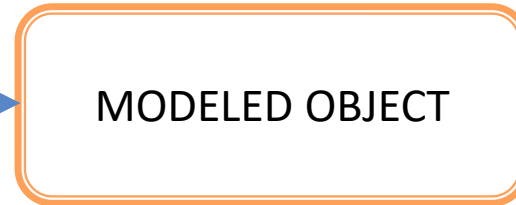
CONTINUOUS IMPROVEMENT

Kernel Build 10.3.01.006 (1109_1) November 09, 2018
IDE Build 10.3.01.006 (1112_1) November 12, 2018

TEMPLATE / MODEL

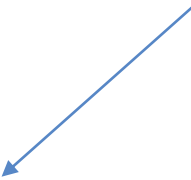


KOPIE
(geen inheritance)

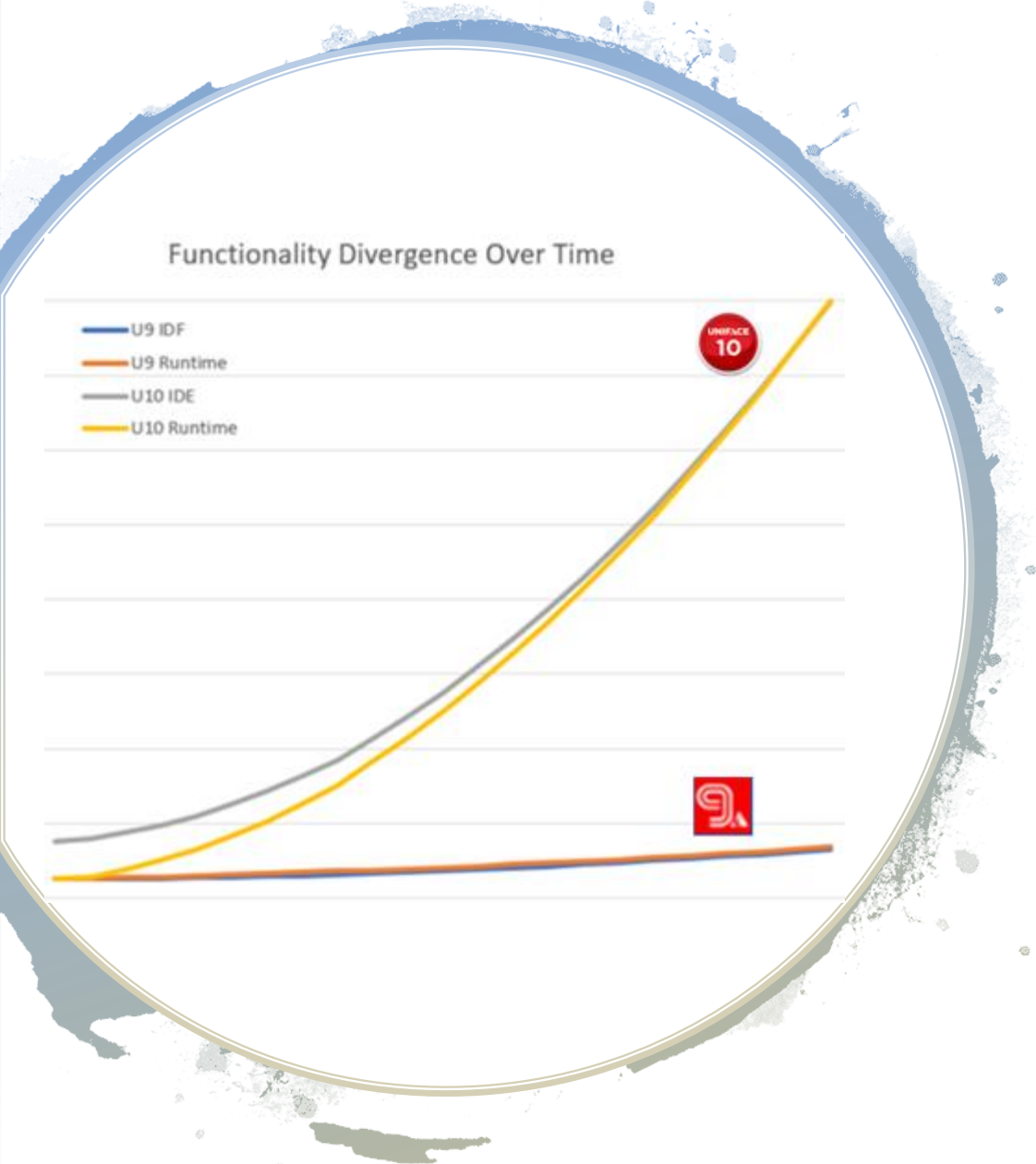


*DEVELOPMENT
OBJECTS*

AFGELEID
(INHERITANCE)



CONSIDERATIONS



- Uniface 9 support ends **December 2020**
- Uniface runtime, IDF & IDE divergence

VRAGEN?

